ROHS

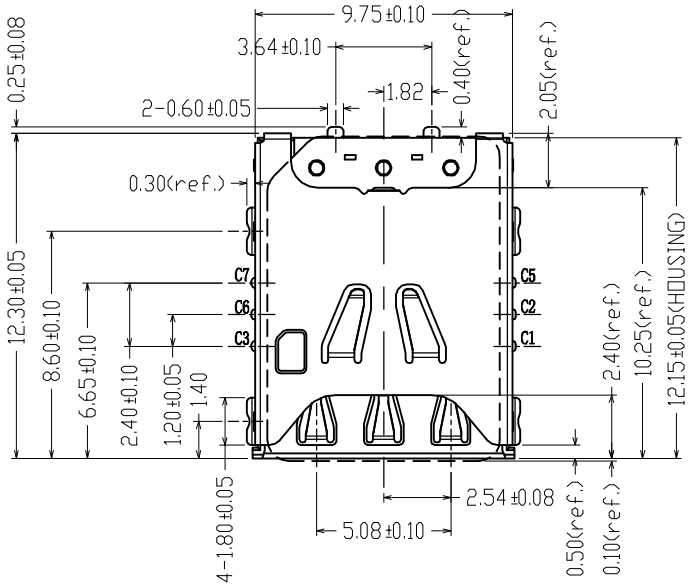

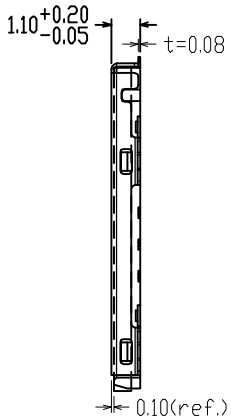

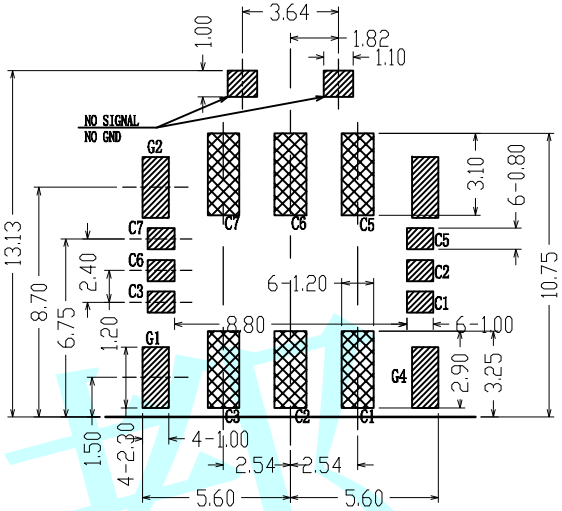

RECOMMENDED PCB LAYOUT
TOLERANCE: ±0.05

Pad Area

Via and Trace keepout Area

PCB Edge

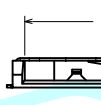

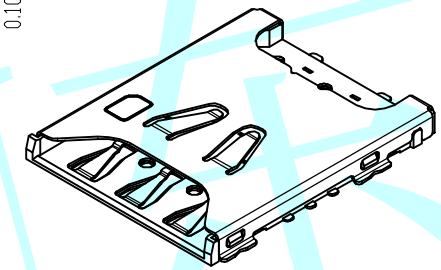

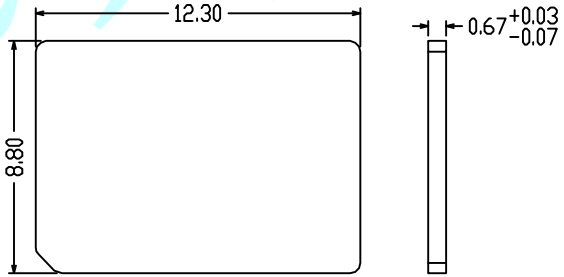

NOTE:

A. Material:
1. Housing: High Temperature Thermoplastic, Color Black UL 94V-0
2. Contact: Phosphor Bronze (T=0.08±0.01mm)
3. Cover: Stainless Steel T=0.10±0.03mm

B. Plating:
1. Contact terminal:
   Contact area: Gold 1u″ Min.
   Solder area: Gold 0.8u″ Min .
   Underplating: Ni overall 50U″ Min.
2. Cover:
   Underplating: Ni overall 50U″ Min.
   Solder area: Gold 0.8u″ Min .

C. Specification:
1. Current Rating :0.5mA AC/DC max.
2. Voltage Rating :125V AC/DC
3. Ambient Temperature Range :-20℃~+60℃
4. Storage Temperature Range :-40℃~+70℃
5. Ambient Humidity Range :95% R.H. Max.
6. Contact Resistance:100mΩ max.
7. Insulation Resistance:1000MΩ min./500V DC

NANO SIM CARD PIN-MAP

C1	Vcct
C2	RST
C3	CLT
C5	GND
C6	Vpp
C7	I/O
G1~G4	GND

REVISION NO.	ECR NO.	DESCRIPTION	MARK	DATE
X1	----	增加PIN定义	ZRD	2023.12.25
X0	----	NEW RELEASE	Aaron	2023.01.07

APPROVALS		DATE
DRAW:	ZRD	2017-12-6
CHECKED:	***	****
APPOVALS:	***	****

http://www.dongdudz.com

TOLERANCE:		ANGLE:
30≥	±0.30	±2°
10~30	±0.20	
5~10	±0.15	
≤5	±0.10	

® 东都电子
DONGDU ELECTRONICS

MODEL:	CASSETTE	
PART NO:	NANO-1.1-6MP-SA	
UNIT :mm	SCALE:1:1	
REV:	A	PAGE:1/1

DDU东都