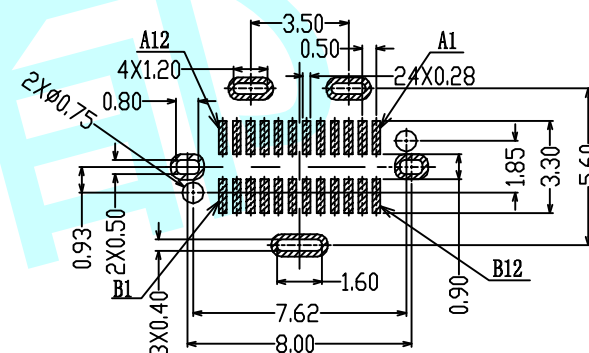
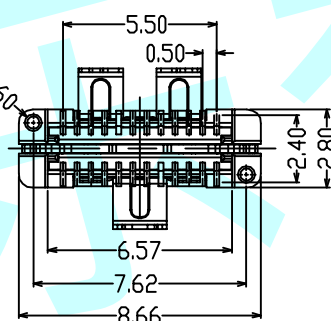
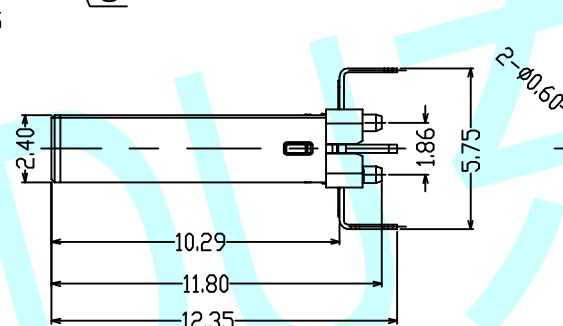
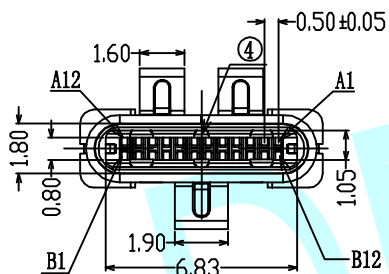
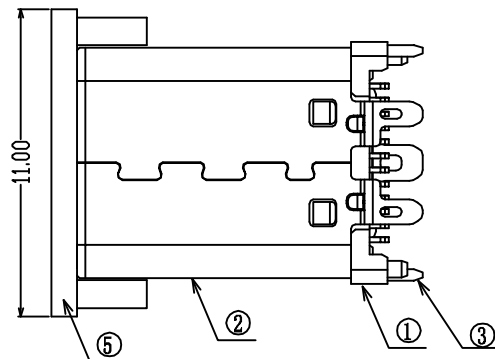
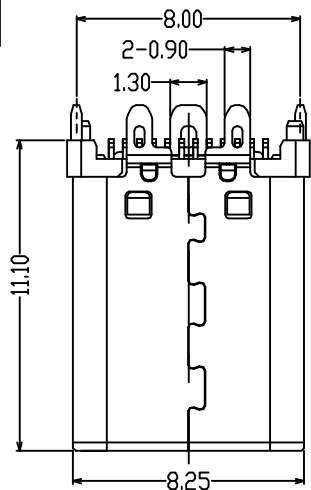
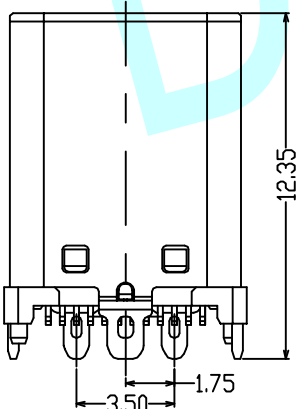


ROHS



RECOMMENDED PCB LAYOUT (t=0.80±0.05)
COMPONENT SIDE (GENERAL TOLERANCE: ±0.05)



NOTES:

1. Current rating: 3A MAX
2. Voltage: 100V AC
3. Temperature range: -30°C~+85°C
4. Contact resistance: 40mΩ max
5. Insulation resistance: 100MΩ min
6. Insertion force: 5~20N
7. Unmating force: 8~20N
8. Durability: 10,000 cycles

A1	GND	B12	GND
A2	SSTXP1	B11	SSRXP1
A3	SSTXN1	B10	SSRXN1
A4	VBUS	B9	VBUS
A5	CC1	B8	SBU2
A6	DP1	B7	DN2
A7	DN1	B6	DP2
A8	SBU1	B5	CC2
A9	VBUS	B4	VBUS
A10	SSRXN2	B3	SSTXN2
A11	SSRXP2	B2	SSTXP2
A12	GND	B1	GND
PIN	SIGNAL NAME	PIN	SIGNAL NAME

5	COVER	HIGH TEMPERATURE PLASTIC	LCP BLACK	1PCS
4	SPRING	STAINLESS STEEL	—	2PCS
3	LATCH	STAINLESS STEEL	TIN:80-120u"Min/Ni base:50u"Min Plated	1PCS
2	SHELL	STAINLESS STEEL	Ni:50u"Min Plated	1PCS
1	TERMINAL HOUSING	HIGH TEMPERATURE PLASTIC	LCP BLACK CONTACT: Au:3u"Min Ni:50u"Min	2PCS
NO.	DESCRIPTION	MATERIAL	REMARKS	QTY

APPROVALS		DATE	http://www.dongdudz.com	
DRAW:	ZRD	2017-12-6	TOLERANCE:	ANGLE:
CHECKED:	***	***	30° ≥ ±0.30	±2°
APPROVALS:	***	***	10°~30 ±0.20	
			5°~10 ±0.15	
			≤5 ±0.10	



MODEL:	USB CONNECTOR	
PART NO:	TYPE: C-24P-KG	
UNIT :mm	SCALE:1:1	
REV:	A	PAGE:1/1