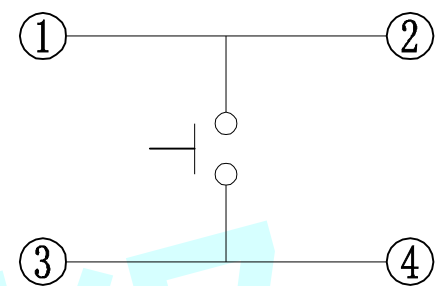
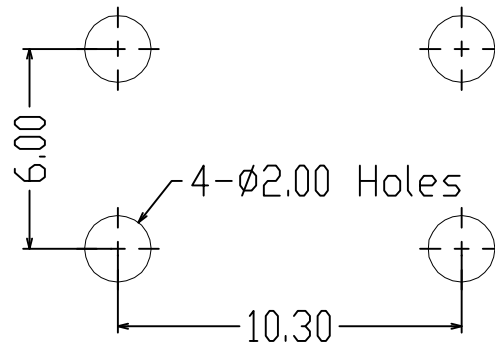
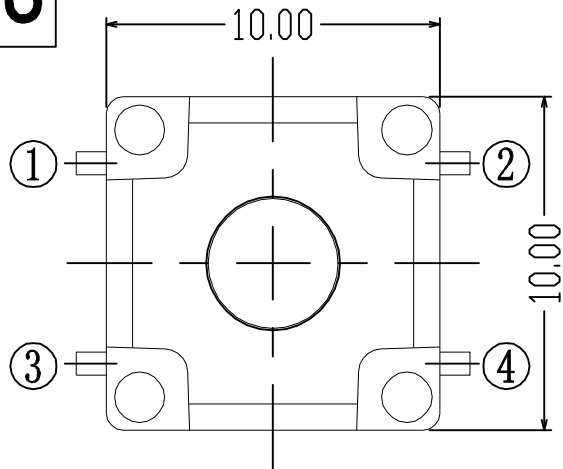


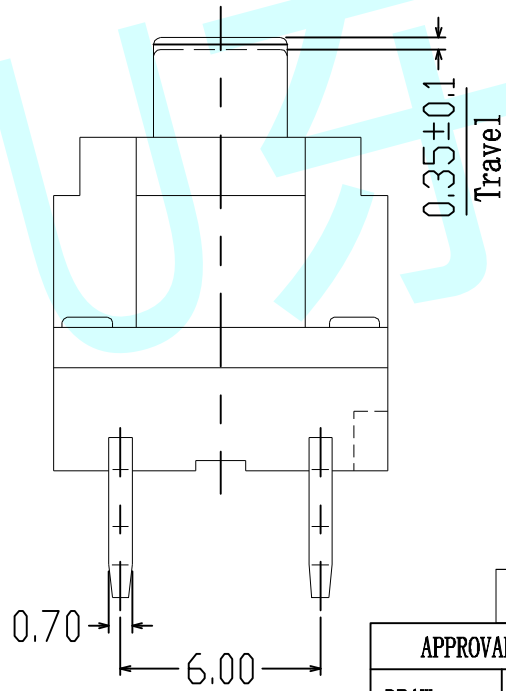
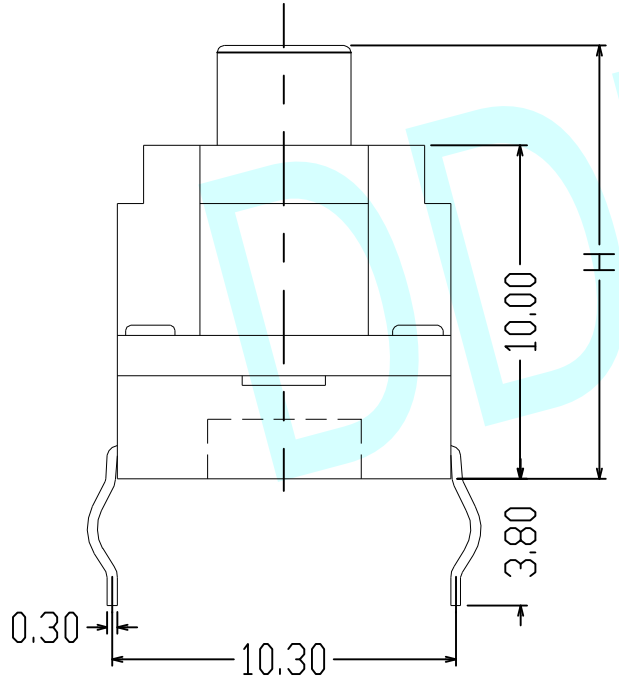
**ROHS**



PCB Layout (Pattern Side)

Circuit Diagram

- NOTES :
1. Rating :DC 12V 50mA.
  2. Contact resistance:  $\leq 100m\Omega$
  3. Insulation resistance:  $\geq 100M\Omega$
  4. Travel:  $0.35 \pm 0.10mm$
  5. Waterproof grade: IP67



		H	13.0	13.5	14.0	14.5	15.0	15.5	16.0	16.5	17.0	17.5	18.0	19.0	23.0
APPROVALS		DATE		<a href="http://www.dongdudz.com">http://www.dongdudz.com</a>											
DRAW:	ZRD	2017-12-6		TOLERANCE:		ANGLE:									
CHECKED:	***	****		30° $\geq$ ±0.30		±2°									
APPOVALS:	***	****		10°30' ±0.20											
				5°10' ±0.15											
				≤5 ±0.10		MODEL:		TACT SWITCHES							
						PART NO:		DDU-1123DP							
						UNIT :mm		SCALE: 1:1							
						REV:		A				PAGE: 1/1			

